



<b>MoviPrep Bowel Prep</b>		
<b>Date:</b>	<b>Time:</b>	<b>Physician:</b>
<b>Location: Southwest Endoscopy</b>		
<b>7788 Jefferson St NE, Albuquerque, NM 87109</b>		
Please call to confirm appointment 505-999-1600		

**The following instructions are your physician’s specific instructions. Please follow the instructions carefully to ensure a successful prep.**

You can reach your physician’s office at: 505-999-1600

**NO SHOW:** Any patient who fails to keep their scheduled procedure will be charged a \$100.00 fee. The fee must be paid prior to rescheduling any appointments.

**Cancellations:** must be made 72 business hours prior to your scheduled procedure. Any cancellation made less than 72 business hours will be charged \$100.00. For Monday appointments, cancellations must be made by noon on the preceding Friday. This fee will have to be paid prior to rescheduling the appointment.

**Changes in Health Status:** Please contact our office for evaluation if you have had any significant changes in your health status between the time your procedure was scheduled and your procedure date. Significant changes can include a heart attack or starting a new anticoagulant (blood thinners). Please also contact our office if you develop or are experiencing flu-like or COVID related symptoms.

Examples of blood thinning medication include; Arixtra (fondaparinux), Beryxxa (betrixaban), Brillinta (ticagrelor), Coumadin (warfarin), Effient (prasugrel), Eliquis (apixaban), Plavix (clopidogrel), Pradaxa (dabigatran), Savaysa (edoxaba), Ticlid (ticlopidine), Xarelto (rivaroxaban)

If you recently started taking any medications listed above, please contact our office immediately at 505-999-1600.



# MOVIPREP BOWEL PREP




## Shopping List

### 1 week prior to your procedure purchase the following:

- Pick up your prescription of MoviPrep bowel prep kit at your pharmacy
- 1 Dulcolax (Get Bisacodyl NOT Docusate Sodium) Laxative 5mg tablets (4 tablets)
  - No prescription is needed.
- Optional for a sore bottom – plain or aloe baby wipes, Desitin, A&D ointment or Vaseline.
- Clear liquids



# MOVIPREP BOWEL PREP

7 days prior to procedure	3 days prior to procedure	2 days prior to procedure	1 day prior to procedure	Day of procedure
<p><b>Pick up your prescription for MoviPrep at your pharmacy. Purchase 5mg Dulcolax tablets.</b></p> <p><b>Special Notes:</b> Let us know if you are on any of the following blood thinners: Plavix, Coumadin, Effient, Pradaxa, Eliquis, Xarelto or other blood thinning medications.</p> <p><b>STOP:</b> iron supplements or vitamins that contain iron</p> <p><b>STOP:</b> fish oil, krill oil or shark oil supplements.</p>	<div style="text-align: center;">  </div> <p><b>STOP</b> eating any vegetables, fruits, or corn. No foods that contain seeds like tomatoes, green chile or sesame seed buns.</p> <p>You can eat meat, fish, rice, pasta, breads without seeds, peanut butter, eggs, cheese and cereal.</p> <p>Purchase clear liquid diet items, ointment, reading material, etc.</p>	<div style="text-align: center;">  </div> <p>Continue to avoid vegetables, fruits, or corn. No foods that contain seeds like tomatoes, green chile or sesame seed buns.</p> <p>Confirm arrangements with your driver.</p> <p><b>NO SOLID FOODS AFTER MIDNIGHT</b></p>	<p><b>NO SOLID FOODS, CLEAR LIQUIDS*</b> <b>ONLY</b> immediately after you wake up, until after your procedure. A clear liquid diet is necessary for a colonoscopy. Alcohol is not permitted.</p> <p><b>Prep at a Glance</b>  <b>2:00 pm</b> take 4 Dulcolax  <b>5:00 pm</b> take first dose of prep solution.  <b>9:00 pm</b> take Second dose of prep solution.</p> <p>Drink plenty of water and liquids throughout the day to avoid dehydration.</p> <p>Detailed, step-by-step instructions continue on page 4.</p>	<p>*Remember, you do not have any solid foods.</p> <p>Do not drink <b>6 hours prior</b> to your procedure except for your usual medication with no more than 1 oz of water 2 hours prior to your procedure.</p> <p>Do not skip heart, blood pressure or seizure medications.</p>
<p><b>*Clear Liquid Diet Details: NO RED or NO PURPLE, NO DAIRY.</b></p>			<div style="display: flex; flex-wrap: wrap; justify-content: space-around;"> <div style="text-align: center;">  </div> <div style="text-align: center;"> <p><b>Avoid</b></p> <p><b>No milk/dairy</b>  <b>No juices with pulp</b>  <b>No RED or PURPLE</b></p> </div> </div>	
<p style="text-align: center;"><b>Approved</b></p> <p>Sodas, coffee, tea Clear juices, fitness waters Popsicles without pulp Chicken, vegetable, and beef broth Gelatin.</p>			<p style="text-align: center;"><b>Avoid</b></p> <p><b>No milk/dairy</b>  <b>No juices with pulp</b>  <b>No RED or PURPLE</b></p>	

# MOVIPREP BOWEL PREP

## Prep Day: The day before your procedure

**No solid foods** upon rising, until after your procedure. Drink plenty of water throughout the day to avoid dehydration.

1

**2:00 PM** the day prior to your procedure

Take 4 (5mg) Dulcolax/Bisacodyl tablets with (6) 8 oz. glasses of water



## MIX FIRST DOSE

The MoviPrep carton contains 4 pouches and a disposable container for mixing. You must complete the entire prep to ensure the most effective cleansing.

2

**5:00 PM** the day prior to your procedure

Empty 1 Pouch A and 1 Pouch B into the one-liter disposable container.



3

**5:00 PM** the day prior to your procedure

Add lukewarm drinking water to the top line of the container. Mix to dissolve.



4

**5:00 PM** the day prior to your procedure

The MoviPrep container is divided by 4 marks. Every 15 minutes, drink the solution down to the next mark (approximately 8 oz.), until the full liter is consumed.



5

**5:00 PM** the day prior to your procedure

Drink 16 oz. of the clear liquid of your choice. This is a necessary step to ensure adequate hydration and an effective prep.



*Individual responses to laxatives vary. This preparation will cause multiple bowel movements, stay close to a bathroom.*

# MOVIPREP SPLIT DOSE PREP

## MIX SECOND DOSE

6

**9:00 PM** the evening prior to your procedure

Empty 1 Pouch A and 1 Pouch B into the one-liter disposable container.



7

**9:00 PM** the evening prior to your procedure

Add lukewarm drinking water to the top line of the container. Mix to dissolve.

If preferred, mix solution ahead of time and refrigerate prior to drinking. The reconstituted solution should be used within 24 hours.



8

**9:00 PM** the evening prior to your procedure

The Moviprep container is divided by 4 marks. Every 15 minutes, drink the solution down to the next mark (approximately 8 oz.), until the full liter is consumed.



9

**9:00 PM** the evening prior to your procedure

Drink 16 oz. of the clear liquid of your choice. This is a necessary step to ensure adequate hydration and an effective prep.



# MOVIPREP SPLIT DOSE PREP

---

## THE DAY OF THE PROCEDURE

**All patients are required to check in for your procedure 60 minutes prior to the procedure time. If your procedure is scheduled for 7 AM, please check in at 6:15 AM. Our office opens at 6:15 AM. You should plan for your visit to take between 2-3 hours.**

TAKE YOUR BLOOD PRESSURE MEDICATIONS, HEART MEDICATIONS, OR SEIZURE MEDICATIONS AS PRESCRIBED **WITH A SMALL SIP OF WATER** (no more than 2oz) NO LATER THAN 2 HOURS PRIOR TO YOUR PROCEDURE OR YOUR PROCEDURE WILL BE CANCELED. YOU CANNOT HAVE CHEWING GUM, HARD CANDY, OR TOBACCO PRODUCTS THE DAY OF YOUR PROCEDURE.

**You must arrange to have a responsible adult (18 or older) come with you to your procedure to drive you home.** You are not allowed to drive, take a bus, or leave the facility alone. Your driver does not need to stay at our facility during your procedure but needs to remain reachable by phone. The staff will call your driver 30 minutes before you are ready to be discharged.

- You will need your current insurance card, picture ID, and copayment.
- If you are female under age 50 you may need to submit a urine specimen for a pregnancy test.

**Your Patient Advisor will call you from a 913-area code to help you with your prep information and, optionally, order a prep kit – you may choose to purchase your prep items over the counter if you desire. If you have any questions or concerns about the preparation,** please contact Your Patient Advisor by calling [800-349-0285](tel:800-349-0285) or emailing [support@yourpatientadvisor.com](mailto:support@yourpatientadvisor.com).

### **Your Patient Advisor Customer Service Hours:**

Monday through Thursday from 6:00 am - 9:00 pm MT

Friday from 6:00 am - 4:00 pm MT

Saturday from 9:00 am - 3:00 pm MT

Sunday from 11:00 am - 7:00 pm MT

## **Bowel Prep Frequently Asked Questions**



# MOVIPREP SPLIT DOSE PREP

---

## **What is a clear stool?**

A clear stool can have a slight tint of yellow or brown. It will be completely transparent and will not contain any solid matter.

## **I am not having bowel movements, what should I do?**

Bowel movements can take up to 5–6 hours after beginning the prep to start. Be patient, continue to drink liquids. If you have not had a bowel movement by midnight the night prior to your procedure, you will need to reach the on-call physician for further instructions.

## **The prep is making me nauseous, what should I do?**

If you develop nausea or vomiting, slow down the rate at which you drink the solution. Please attempt to drink all of the laxative solution even if it takes you longer. If vomiting persists, or you are not able to finish the preparation, stop the preparation and call your physician's office for further instructions.

## **What are some high fiber foods I should avoid?**

Raw fruits and vegetables are typically high in fiber, as well as nuts, seeds, whole grain breads and beans and lentils.

## **What are some good options for low fiber foods?**

Choose white bread and white rice for lower fiber options, as well as pastas made with white flour. Chicken, fish, dairy and eggs are also low in fiber and good choices for foods 2–3 days before you begin your prep.

## **If I eat popcorn or seeds 3 days before my procedure do I need to reschedule?**

You will not need to reschedule your procedure, however the seeds or nuts may cause a difficulty in screening and require a need for rescreening. If you have eaten a large amount of seeds or nuts, you may want to contact the nurse or physician.

## **Can I drink ALCOHOL on the liquid diet?**

Alcohol is not allowed as part of the liquid diet.

## **Can I continue to be on the liquid diet after I begin consuming the laxatives?**

Yes, you may continue the liquid diet until you are directed to discontinue anything by mouth, which is typically 6 hours prior to the procedure.

## **Why do I have to wake up so early for the 2<sup>nd</sup> dose, can't I take it all the night before?**

A split prep has proven to be the most effective for a successful colonoscopy. It is essential that you follow the directions provided with your prep medications.

## **If I weigh under 100 pounds, do I need to take all of the prep?**

The liquid amount is not weight dependent. It is important to finish the prep for a successful colonoscopy.

# MEDICATIONS

## DAY PRIOR TO PROCEDURE (Preparation Day)

Follow the clear liquid described above and adjust your medications as follows:

If you take-	Morning	Lunch/Dinner	Bedtime
<ul style="list-style-type: none"> <li>• Glucophage(metformin)</li> <li>• Januvia</li> <li>• Janumet</li> <li>• Byetta,Tradjenta</li> <li>• Onglyza</li> <li>• Invokana</li> </ul>	<ul style="list-style-type: none"> <li>• Avandia</li> <li>• Avandamet</li> <li>• Actos (pioglitazone)</li> <li>• ACTOplus Met (pioglitazone &amp; metformin)</li> <li>• Farxiga</li> </ul>	<p>Take your usual dose</p>	<p>Take your usual dose</p>
<ul style="list-style-type: none"> <li>• Glucotrol</li> <li>• Glucotrol XL</li> <li>• Micronase (glyburide)</li> <li>• Glucovance (glyburide and metformin)</li> <li>• Jardiance</li> <li>• Metaglip (glipizide&amp; metformin HCl)</li> </ul>	<ul style="list-style-type: none"> <li>• Prandin (repaglinide)</li> <li>• Starlix (nateglinide)</li> <li>• Victoza, Amaryl (glimepiride)</li> <li>• Avandaryl</li> <li>• DiaBeta</li> <li>• Glynase</li> <li>• Duetact (pioglitazone &amp; glimepiride)</li> </ul>	<p>Do not take</p>	<p>Do not take</p>
<ul style="list-style-type: none"> <li>• Lantus</li> <li>• Levemir</li> </ul>	<p>Take your usual dose</p>		<p>Take your usual dose</p>
<ul style="list-style-type: none"> <li>• Humalog</li> <li>• Novolog</li> <li>• Regular Insulin or NPH Insulin</li> </ul> <p>If you use insulin sliding scale, then you may continue using it.</p>	<p>Take ½ the usual amount if you take a fixed dose— OR— Cover your carbs with your usual carb ratio.</p>	<p>Take ½ the usual amount if you take a fixed dose— OR—Cover your carbs with your usual carb ratio.</p>	
<p>Premixed insulin; 75/25, Novolin 70/30 or Novolog Mix 70/30</p>	<p>Take ½ the usual dose at breakfast</p>	<p>Take ½ the usual dose at dinner.</p>	

**\*\* If you have a question about a specific medication not listed, please call us at 505-999-1600**



# MIRALAX BOWEL PREP

## DAY OF PROCEDURE

Do not make up or “double up” on any missed medication after the procedure

If you take-	Morning	Lunch/Dinner	Bedtime
<ul style="list-style-type: none"> <li>• Glucophage(metformin)</li> <li>• Januvia</li> <li>• Janumet</li> <li>• Byetta,Tradjenta</li> <li>• Onglyza</li> <li>• Invokana</li> </ul>	<ul style="list-style-type: none"> <li>• Avandia</li> <li>• Avandamet</li> <li>• Actos (pioglitazone)</li> <li>• ACTOplus Met (pioglitazone &amp; metformin)</li> <li>• Farxiga</li> </ul>	DO NOT TAKE	DO NOT TAKE
<ul style="list-style-type: none"> <li>• Glucotrol</li> <li>• Glucotrol XL</li> <li>• Micronase (glyburide)</li> <li>• Glucovance (glyburide and metformin)</li> <li>• Jardiance</li> <li>• Metaglip (glipizide&amp; metformin HCl)</li> </ul>	<ul style="list-style-type: none"> <li>• Prandin (repaglinide)</li> <li>• Starlix (nateglinide)</li> <li>• Victoza, Amaryl (glimepiride)</li> <li>• Avandaryl</li> <li>• DiaBeta</li> <li>• Glynase</li> <li>• Duetact (pioglitazone &amp; glimepiride)</li> </ul>	DO NOT TAKE	Resume your usual dose if eating
<ul style="list-style-type: none"> <li>• Lantus</li> <li>• Levemir</li> </ul>	Take ½ the usual dose		Resume your usual dose
<ul style="list-style-type: none"> <li>• Humalog</li> <li>• Novolog</li> <li>• Regular Insulin or NPH Insulin</li> </ul> <p>If you use insulin sliding scale, then you may continue using it.</p>	DO NOT TAKE	Resume your usual dose if eating	
Premixed insulin; 75/25, Novolin 70/30 or Novolog Mix 70/30	DO NOT TAKE	Resume your usual dose if eating	
<p><b>** If you have a question about a specific medication not listed, please call us at 505-999-1600</b></p>			